


# B

customized **highest** state  
**PRECISION** **QUALITY** OF THE ART  
 THE **AQUALITY** **PRECISION**  
 customized


# RB

### CARATTERISTICHE - SPECIFICATIONS

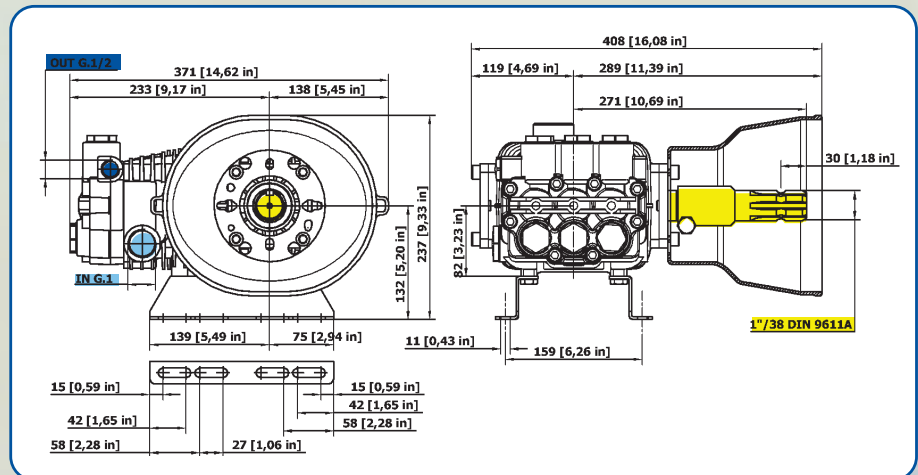
IN	DIAMETER	∅	1" BSP
	PRESS.	Min.	-0.1 bar - 1.5 PSI
		Max.	6 bar 87 PSI
TEMP.	Max.	74° C. 165° F.	
OUT	DIAMETER	∅	1/2 BSP
SHAFT		∅	1 1/8" DIN 9611A
OIL	SAE 75W90		1.5 litri 0.4 U.S.G.
PESO WEIGHT	Kg lbs		21 / 46.2



INTELLIseal™



OPTIONAL



### CARATTERISTICHE - FEATURES

### PERFORMANCE CHART

MODELLO MODEL CODICE CODE	MAX		PRESS		RPM 550				RPM 750				RPM 1000				PIST. CORSA PLUNG. STROKE	
	L/min	GPM	Bar	PSI	L/min	GPM	KW	HP	L/min	GPM	KW	HP	L/min	GPM	KW	HP	Dia. mm	mm
RB 1719 08.1010.97.3	30.0	7.9	150	2175	16.8	4.4	5.0	6.6	22.7	6.0	6.7	9.0	30.0	7.9	8.8	11.8	25	21
			170	2465	16.7	4.4	5.6	7.5	22.6	6.0	7.5	10.1	29.8	7.9	10.0	13.3		
			190	2755	16.6	4.4	6.2	8.3	22.5	5.9	8.4	11.2	29.7	7.8	11.1	14.8		
RB 2019 08.1011.97.3	35.7	9.4	150	2175	20.0	5.3	5.9	7.9	27.0	7.1	8.0	10.7	35.7	9.4	10.5	14.1	25	25
			170	2465	19.9	5.3	6.6	8.9	26.9	7.1	9.0	12.0	35.5	9.4	11.9	15.9		
			190	2755	19.8	5.2	7.4	9.9	26.8	7.1	10.0	13.4	35.3	9.3	13.2	17.7		